

**ESG Navigator** empowers sustainability professionals and their companies to address the world's most pressing challenges – through **powerful ESG benchmarking analytics** and a **strategic roadmap**, supported by a **peer network & knowledge hub** to stay abreast of the rapidly-changing landscape.

**The Conference Board** has recognized ESG Navigator as the leading ESG benchmarking tool and is rolling it out to its 1,000+ corporate members globally. We are honored by the recognition and excited to see the platform expand.

As societal expectations accelerate, ESG Navigator helps CEOs & boards answer three key questions:

1. Where do we stand today?
2. Where do we invest our resources?
3. How do we continuously navigate ESG?

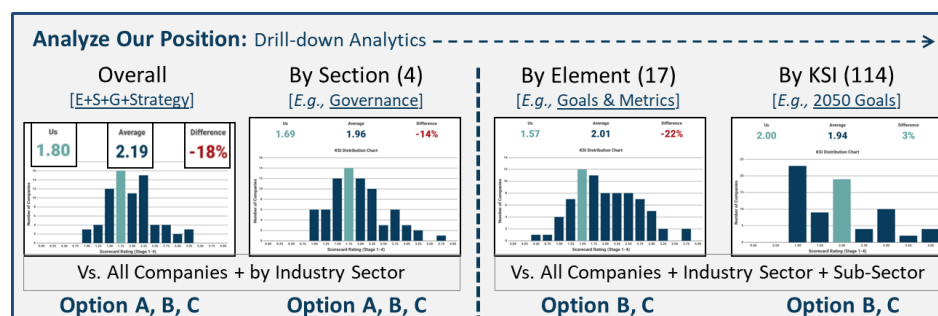


## 1. KNOW YOUR POSITION

## WHERE DO YOU STAND AMONG PEER COMPANIES?

*What does good → better → best look like?*

Create an honest, confidential company self-assessment online. [View 800+ analytics for ABC Co.](#)



## WHERE DO YOU STAND VS. THE MAJOR ESG RATINGS?

*How well positioned are you to earn strong ESG ratings – from ISS, MSCI, S&P, etc.?*

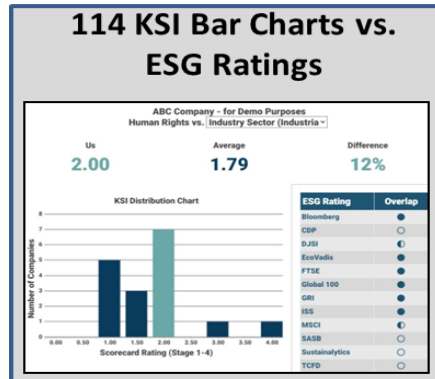
Map your ESG performance against 15 ESG ratings organizations. View ESG Ratings Maps.

[illegible]



## 2. CHART YOUR COURSE

### WHERE DO YOU INVEST RESOURCES?



Every corporate VP views ESG differently. Gather insight from 1-50 colleagues internally (using the [Excel Toolkit](#)) to gain a holistic view of your company's ESG performance. Collectively identify the 'top few' improvement priorities. Drill down. Analyze at the detailed (KSI) level (figure on left).

Build your summary report for the C-Suite. Many companies shared ESG ratings heat maps (like the right) with their CEO and board of directors to show:

- What actions will *create value*
- What actions will *improve ratings*
- What actions will do both

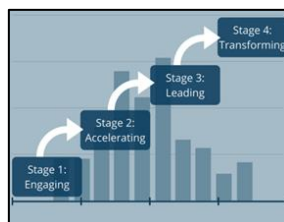
Section	El	Element Name	Avg. Score	KSI	CDP	GRI	SASB	TCFD	BB	DISI	FTSE	ISS	MSCI	Sust.	Vigeo	Eco-V	CK	JUST	ENC
Gov	1	Co. Purpose & Values	1.70	5															34
Gov	2	CEO & C-Suite Leadership	1.83	6															10
Gov	3	Board of Directors Leadership	1.00	7															40
Gov	4	Goals & Metrics	2.57	7															59
Gov	5	Culture & Organization	1.40	5															34
Gov	6	Stakeholder Engagement	2.17	6															38
Gov	7	Disclosure & Reporting	1.25	6															74
Str	8	Strategic Planning	1.14	7															56
Str	9	Innovation, R&D	1.67	6															39
Str	10	Custs. & Markets	1.71	7															29
Str	11	Products, Services, & Solutions	2.29	7															51
Env	12	Operations - Env. Footprint	2.56	8															72
Env	13	S. Chain - Env. Footprint	1.00	7															64
Env	14	Products - Env. Footprint	1.75	8															52
Soc	15	Workplace	2.57	7															62
Soc	16	S. Chain - Social Impacts	1.13	8															58
Soc	17	Community - Social Impacts	1.93	7															36



## 3. NAVIGATE CHANGES AHEAD

### WHAT IS EXPECTED OF YOUR COMPANY AS YOU PROCEED?

ESG Navigator is a sustainability leader's secret weapon for *creating order out of ESG chaos*. The platform helps you build stronger programs, earn better ratings, and productively engage your C-Suite and board.



Tap into the [Best Practices Library](#) to see 800+ examples of "Stage 4" practices. Join the [Quarterly ESG Strategy Forum](#). View [Signposts](#) to stay on top of high-impact ESG developments.

ESG Navigator - Best Practices Library					
Section	Element	KSI	KSI Name	Company	Best Practice "Blurb"
Governance	Purpose & Values	1.1	Company Purpose (CEO's View re the Role of Company in	Neste (Finland)	Facing headwinds and market devaluation in oil refining, transformed the company to develop sustainable sources of energy.
Governance	Purpose & Values	1.1	Company Purpose (CEO's View re the Role of Company in	Østed	Known as Danish Oil and Natural Gas until 2017, began a bold transformation in 2009-reinventing itself as a top-to-bottom renewable energy company.
Governance	Purpose & Values	1.1	Company Purpose (CEO's View re the Role of Company in	Trane Technologies	Spun off from Ingersoll Rand in early 2020 as a pure-play climate company that creates "efficient and sustainable solutions for buildings, homes, and transportation."

ESG Navigator Annual Membership Options		Free (Option A)	Standard (Option B)	Premium (Option C)
Details				
KNOW YOUR POSITION				
<a href="#">More</a>				
RATE YOUR COMPANY				
<a href="#">More</a>				
Access ESG Navigator Maturity Map – Proprietary ESG maturity model and rating criteria	<a href="#">More</a>	●	●	●
Conduct Self-Assessment – Rate our company; complete online & update 24/7/365	<a href="#">More</a>	●	●	●
BENCHMARK VS. PEERS				
<a href="#">More</a>				
Compare vs. <u>All Companies and Industry Sector</u>	<a href="#">More</a>	●	●	●
Compare vs. <u>Industry Sub-sector</u>	<a href="#">More</a>	X	●	●
Compare to companies by <u>Revenue, FTE, Location, Public/Private</u>	<a href="#">More</a>	X	X	●
View <u>Summary level</u> and download analytics (bar charts, etc.)	<a href="#">More</a>	●	●	●
Drill down (D-1) to <u>Section level</u> (4 Sections: E+S+G+Strategy)	<a href="#">More</a>	●	●	●
Drill down (D-2) to <u>Element level</u> (17 Elements - e.g., Goals & Metrics)	<a href="#">More</a>	X	●	●
Drill down (D-3) to <u>KSI level</u> (114 Key Sustainability Indicators -e.g., 2050 goals)	<a href="#">More</a>	X	●	●
MAP ACROSS 15 MAJOR ESG RATINGS				
<a href="#">More</a>				
View Example ESG Ratings Maps – For ABC Company	<a href="#">More</a>	●	●	●
Understand Coverage of 15 ESG Ratings – Compare topics covered vs. ESG Navigator KSIs	<a href="#">More</a>	X	●	●
CHART YOUR COURSE				
<a href="#">More</a>				
ZERO IN ON IMPROVEMENT PRIORITIES				
<a href="#">More</a>				
Gather input from 1-50 colleagues internally – Access Excel Toolkit; view detailed analysis	<a href="#">More</a>	\$700	●	●
Flag Highly Relevant (!) KSIs – Zero in on improvement priorities	<a href="#">More</a>	●	●	●
Download Example CEO Pitch Deck – See how peer companies use ESG Navigator output	<a href="#">More</a>	●	●	●
Download Best Practices Library – Download 800+ company best practices - sortable in Excel	<a href="#">More</a>	\$900	●	●
Compare to Others – See which KSIs peer companies & our ESG Navigator Team select	<a href="#">More</a>	X	●	●
ANALYZE YOUR POSITIONING vs. MAJOR ESG RATINGS				
<a href="#">More</a>				
Analyze your company vs. <u>CDP &amp; S&amp;P only</u> – Access (partial) ESG Ratings Maps	<a href="#">More</a>	●	●	●
Analyze your company vs. <u>all 15 major ESG ratings</u> – Access Full ESG Ratings Maps	<a href="#">More</a>	\$2,000	\$1,800	\$1,500
Compare your company scores vs. 15 ESG Ratings – View 4x15 Rainbow Charts	<a href="#">More</a>	X	●	●
Compare your company scores vs. 15 ESG Ratings (detailed level) – View 114 KSI Bar Charts	<a href="#">More</a>	X	X	●
NAVIGATE CHANGES AHEAD				
<a href="#">More</a>				
KNOWLEDGE HUB & ESG NAVIGATOR COLLABORATIVE				
<a href="#">More</a>				
Join Monthly ESG Navigator Webinars – Engage in peer-to-peer learning and sharing	<a href="#">More</a>	●	●	●
Access 2021 Survey of ESG Frameworks and Ratings: Final Report	<a href="#">More</a>	X	X	●
Download Signposts – Track major ESG news developments	<a href="#">More</a>	X	X	●
TAP INTO BEST EXTERNAL THINKING				
<a href="#">More</a>				
Join Quarterly ESG Strategy Forum – Engage in high-level strategic discussion re ESG	<a href="#">More</a>	X	X	●
1:1 calls with ESG Navigator Team – Engage during the year	<a href="#">More</a>	X	X	●
Access all new ESGN features, tools, etc. during the year	<a href="#">More</a>	X	X	●
BASE ANNUAL SUBSCRIPTION FEE				
<a href="#">More</a>		Free	\$2,500	\$4,000
Founding Member Discount (Data entry before 2019 and updated in 2021)	<a href="#">More</a>	N/A	-500	-800
TOTAL: Founding Members	<a href="#">More</a>	N/A	\$3,800	\$4,700
TOTAL: All Others (Pricing for a-la-carte items shown in table)	<a href="#">More</a>	\$3,600	\$4,300	\$5,500

X = Feature not available